

Setting Requirements and Prerequisites in Canvas



What are Requirements?

Requirements allow the course instructor to set the content within a module to release in a specific order. When you add requirements to a module, students must complete the defined requirements within the module before the module will be marked complete. You can require students to complete all requirements in the module or have them choose one item to fulfill a specific course requirement.

Depending on the type of content added to your Module you can require students to:

- View an item
- Mark an item as 'done'
- Contribute to a page or discussion
- Submit an assignment or quiz
- Require students to meet a minimum submission score on an assignment or quiz

What are Prerequisites?

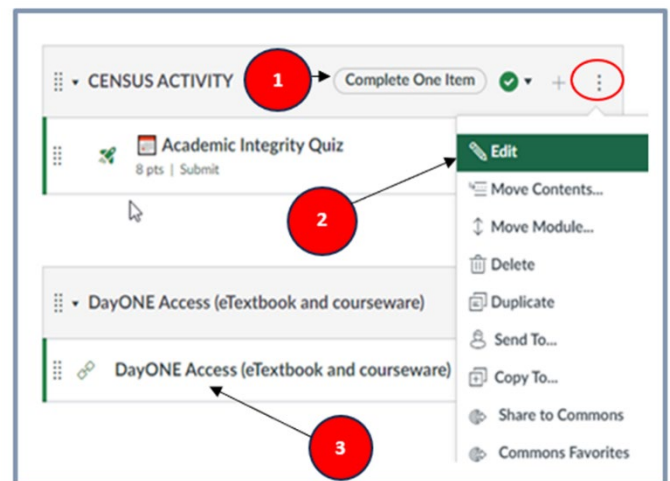
Prerequisites allow the course instructor to lock modules to prevent students from accessing course content until the student has performed a specific task(s) in another/previous module. The student must complete requirements to access content in a module. Prerequisites can only be set at the module level. Course Instructors cannot make a single item within a module a prerequisite.

Example: Setting Up Requirements using the Academic Integrity Quiz

The **Census Activity Module** contains the requirement to Complete One Item. (1)

To **View and Edit** the Module settings, click on the three dots in the top right corner of the module and then select the **Edit** option from the drop-down menu. (2)

If you are using a third-party tool that utilizes the **DayOne inclusive Access Program**, your course will contain the **DayOne Access Module**. This module will be located underneath the Census Activity Module in the course. (3)



(Students will gain access to the DayOne Access module once they have completed the Census Activity.)

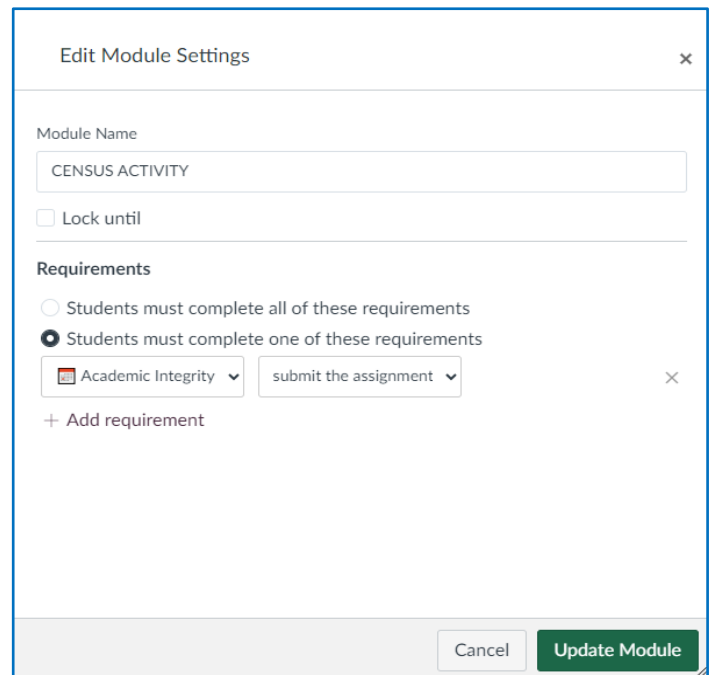
A course that does not have the DayOne Access Module will display the **Learner Support Module**, **Getting Started Module**, and **the First Module with Content** in this order. The course instructor should add the Prerequisite and Requirement to the **First Module with Content**, to prevent the student from accessing the course subject matter content prior to visiting and completing the **Academic Integrity Quiz** in the Course Census Activity Module.

The course instructor can edit the module under the **Edit Module Settings** menu option. The title of the module, lock the module until a specific date mode, and add prerequisites or requirements are all editable.

The **Requirement** should be set for the student to submit the **Academic Integrity Quiz**. By itself, the Requirement does not change how the student can view the other modules. Modules can have multiple Requirements.

Always click on the **Update Module** button when changes are made.

Instructors who want to prevent students from accessing Modules or other course content prior to navigating to the Course Census Activity Module where the Academic Integrity Quiz is located, should add a **Prerequisite** to the **DayOne Access Module** or add to the **First Module with Content** area if the DayOne Access Module is not going to be published in the course.



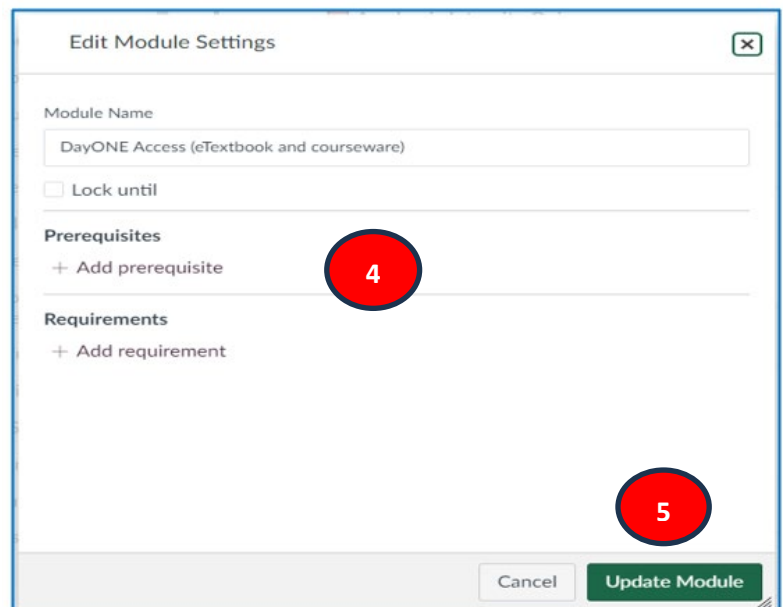
Example: Setting Up a Prerequisite

This image shows the **Edit Module Settings** menu for the **DayONE Inclusive Access module**.

In the Prerequisite field, click the **+ Add prerequisite option (4)** and add the **Census Activity Module**.

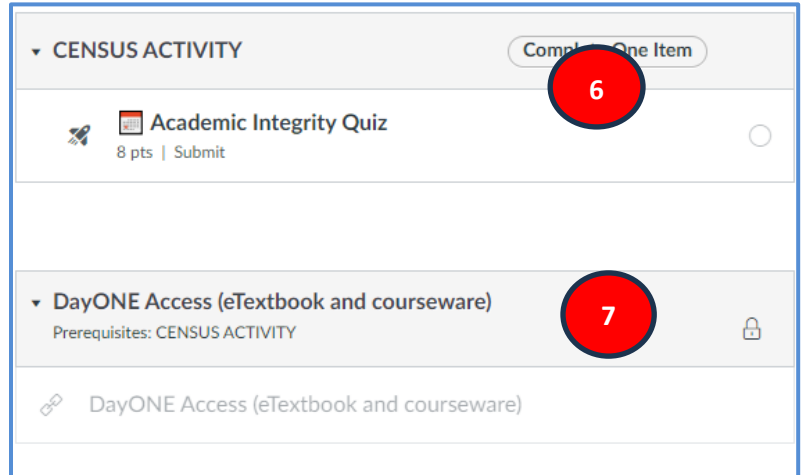
Once this setting is applied all students must complete the **Census Activity Module** Requirements before the DayONE Access module opens for students to access the content in the module. (*i.e., the Academic Integrity Quiz.*)

Always click the **Update Module button (5)** to save all changes made.



Students will see any Module that is available. The Census Activity Module should be available to students on the first day of class. It has a label, **“Complete One Item,” (6)**, indicating there is at least one required item in the module.

The **DayONE Access Module** appears to students with the Prerequisite label, **“Census Activity.”** The content in the DayONE Access module will not be accessible, (appears grayed out on the screen), until the student completes the Academic Integrity Quiz in the Census Activity Module. **(7).**



Remember to switch to Student View to double-check that the Requirements and Prerequisites are set up correctly.

For additional information about how to set up Requirements and Prerequisites in the course modules visit the Canvas Community Pages:

- [How do I add requirements to a module?](#)
- [How do I add prerequisites to a module?](#)