

How to Connect the Canvas Teacher App

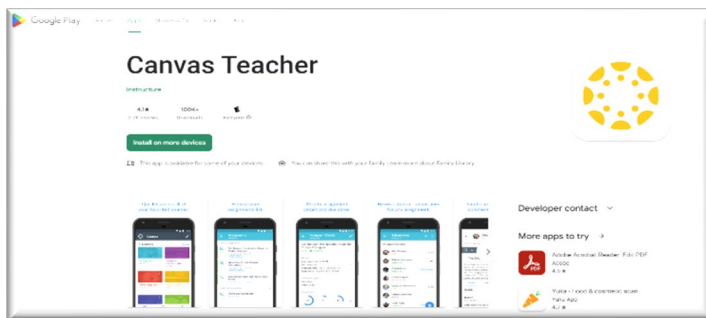
The Canvas Teacher app allows instructors to manage their courses and use Canvas more efficiently from a mobile device. The Canvas Teacher app is available for [Android](#) and [iOS](#) devices.



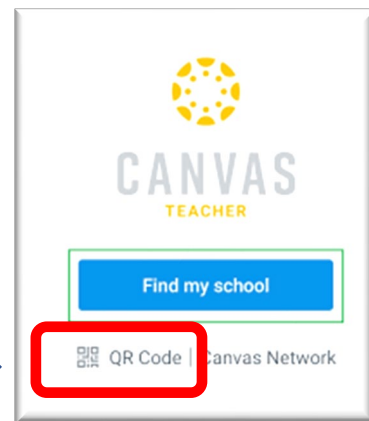
The Teacher app provides quick access for grading submissions, communicating with students, and updating course content through Announcements, Assignments, Discussions, and Quizzes.

Instructions:

First, on your Tablet or Smartphone, go to Google Play store or Apple Store to download the Canvas Teacher App by Instructure.



Teacher App by Instructure.



Once downloaded, the first page on the app will ask you to **Find my school** or use **QR Code**.

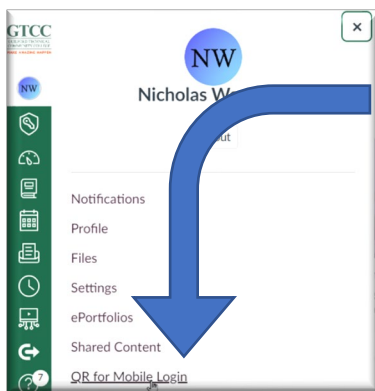
The easiest option is to choose **QR Code**

The app will ask you to scan a QR code.

To get your QR Code.


On a computer login to your GTCC Canvas Account.

From the Dashboard, click on your **Account** in the upper left corner.



From the Menu choose **QR for Mobile Login**

This will open a new page, with a QR Code on it.



Use your mobile device to **scan the QR Code**, you will then be sent to your dashboard on the Canvas App.

Link to Canvas Instructions Page: [Link](#).

